

Inverclyde Performance Summary Report

Reporting Period: 01/04/22 - 30/11/22



Total Crime



-7.0%



4,072 Crimes

Incidents Recorded

-13.6%



11,173

Common Assault

-0.7%



448

Overall Dishonesty

-1.1%



877

Domestic Abuse Incidents

-0.9%



512

Overall Violent Crime

-1.0%



520

Sexual Crime

-13.6%



90

Road Traffic Casualties

+29.2%



31 *against PYTD

Disorder Complaints

-28.8%*



1,509 *against PYTD

Missing People

+202.5%



121 *against PYTD

Counter Terrorism



The threat level from INTERNATIONAL TERRORISM is SUBSTANTIAL —an attack has been deemed as likely to occur.

Housebreaking

-16.5%



97

*All data provided is for the period 1 April 2022 - 30 November 2022 unless otherwise stated. All statistics are provisional and should be treated as management information. All data have been extracted from Police Scotland internal systems and are correct as of 06/12/2022.

Inverclyde

Performance Summary Report

Reporting Period: 1 Apr 2022 to 30 November 2022



SECTION	PAGE NUMBER
Introduction	2
Executive Summary	3
Demand Analysis	4
Online and Cybercrime	5
Acquisitive Crime	5
Counter Terrorism & Domestic Extremism	5
Antisocial Behaviour, Violence & Disorder	6
Serious Organised Crime	7
Protecting People at Risk of Harm	7
Road Safety & Road Crime	8
Public Confidence - Complaints & Allegations	9

Introduction





I am pleased to present this report to the Police Fire and Rescue Committee for its information and consideration.

Please note that all data included in this report are management information and not official statistics. All data are sourced from Police Scotland internal systems and are correct as of date of publication. Unless stated otherwise numerical comparisons are against the preceding five year average.

CI Damian Kane
Inverclyde Area Commander

INVERCLYDE POLICING PRIORITIES 2018-2022

- 1 Drug dealing and drug misuse
- 2 Violence and antisocial behaviour
- 3 Dishonesty
- 4 Road Safety

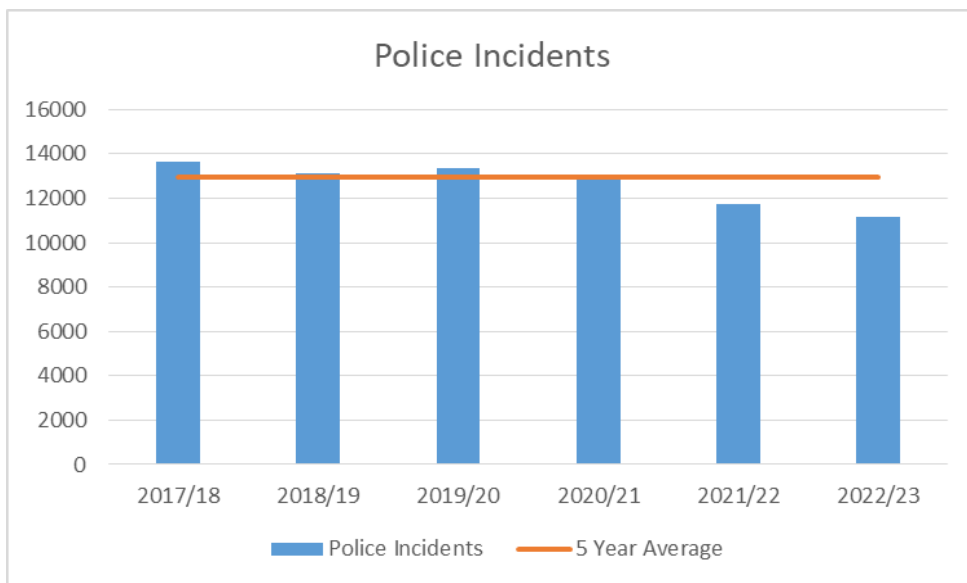
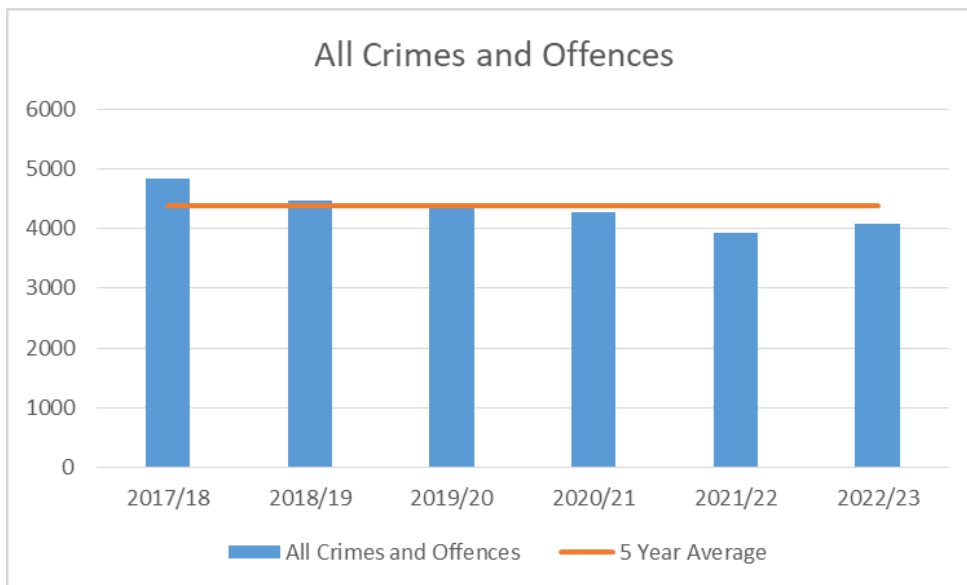
PRIORITY AREA	EXECUTIVE SUMMARY
Drug supply and misuse 	<p>Drug dealing and misuse continues to be a priority area for our attention in Inverclyde, with communities continuing to express concern about the harm caused by this issue. Year to date, 32 drug supply detections have been reported, a decrease of 21.6% on the previous five year average. However, we continue to gather intelligence for further enforcement action in Inverclyde.</p>
Violence & ASB 	<p>Overall recorded violent crime has fallen by one percent on the previous five year average, to a total of 520 crimes. Common assaults have fallen by 0.7% on the previous five year average, while serious assaults have fallen even more considerably (-17%). Disorder incidents have fallen by 28.8% on the previous year, to a total of 1,509 incidents.</p>
Dishonesty 	<p>Recorded crimes of dishonesty have fallen by 1.1% against the five year average, to a total of 877. Most categories of acquisitive crime have fallen, with the notable exceptions of shoplifting and fraud—both of which have increased substantially. In relation to shoplifting, exclusion zones for repeat shoplifters offending in Inverclyde have been introduced. We continue to roll out and expand a radio link system with businesses across Inverclyde.</p>
Road Safety 	<p>In the period April to October 2022, the number of casualties on Inverclyde's roads rose from 24 to 31, with one road fatality occurring within that period. Proactive policing of Inverclyde's roads has led to an increase in detected drink and drug driving offences (+37.8% compared to the five year average). Inverclyde continues to receive additional patrols from Road Policing as and when required.</p>

POLICE SCOTLAND'S POLICING PRIORITIES 2021-2022

1. Protecting vulnerable people
2. Working with communities
3. Tackling crime in the digital age
4. Support for operational policing

DEMAND ANALYSIS - * 5YA - PREVIOUS FIVE YEAR AVERAGE CYTD - CURRENT YEAR TO DATE

CRIME	5YA *	CYTD *	INCIDENTS	5YA	CYTD
Total Crimes & Offences	4,378.6	4,072	Total number of incidents	12,935.8	11,173



CONTEXT

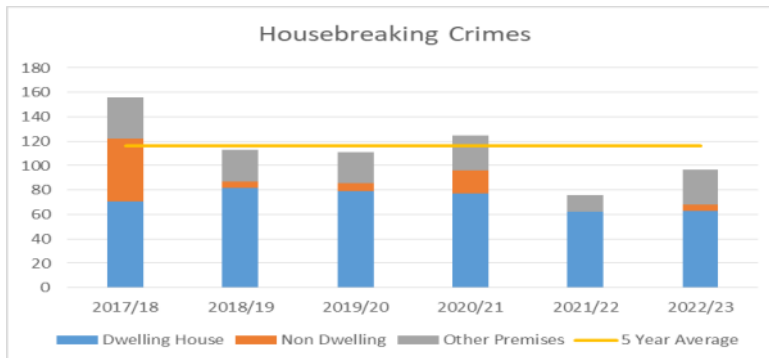
The volume of recorded crime and offences has fallen by seven percent on the preceding five year average, primarily being driven by a drop in recorded offences relating to motor vehicles, miscellaneous offences, and sexual crimes. Meanwhile, recorded police incidents have fallen by 13.6% on the five year average, and remain 4.6% below 2021/22 figures. The decrease is partially due to a drop in police incidents relating to ‘concern for person’ and ‘assist member of the public’.

ONLINE & CYBERCRIME - DATA OVERVIEW

CONTEXT

Analysis identified that in the period April – October 2022, 139 cyber-crimes were reported in Inverclyde, with the largest proportion being threatening/menacing telecommunications, closely followed by crimes of dishonesty (e.g. online fraud, including internet order fraud and phishing scams). Police Scotland continue to issue guidance to promote awareness of current scams taking place. Regular interaction takes place within local schools to make children aware of the dangers of Social Media. In September 2022 Community Officers delivered an online Safety briefing at Port Glasgow Town Hall to Morton Football Club Youth Academy players and their family.

ACQUISITIVE CRIME — DATA OVERVIEW



CONTEXT



340 shoplifting crimes have been recorded – an increase of 15.1% compared to the five year average. The detection rate has increased from a five year average of 79.8% to 83.2% in the current year. Exclusion zones have been introduced in Inverclyde which would assist with managing repeat offenders. We are also continuing to roll out radio link system for businesses across Inverclyde to enhance communications.



Housebreaking crimes (including attempts) fell from a five year average of approximately 116 crimes, to 97 crimes in the current year (-16.5%). Housebreaking crimes which involves dwelling houses and non-dwellings have fallen on respective five year averages, however housebreaking involving other premises (such as sheds, outbuildings) have increased by 13.3%. The detection rate decreased from five year average rate of 20.8%, to 19.6%.



Acquisitive crimes targeting motor vehicles have fallen by 37.1% on the five year average to a total of 67 crimes. Thefts of motor vehicles continue to account for the highest proportion of motor vehicle crime (n=34). The motor vehicle acquisitive crime detection rate is 35.8%, an increase of six percentage points on the previous five year average.



Three bogus caller crimes have been recorded in the current year, all three crimes involved suspects accepting payment for services which they failed to complete or undertake.

COUNTER TERRORISM & DOMESTIC EXTREMISM

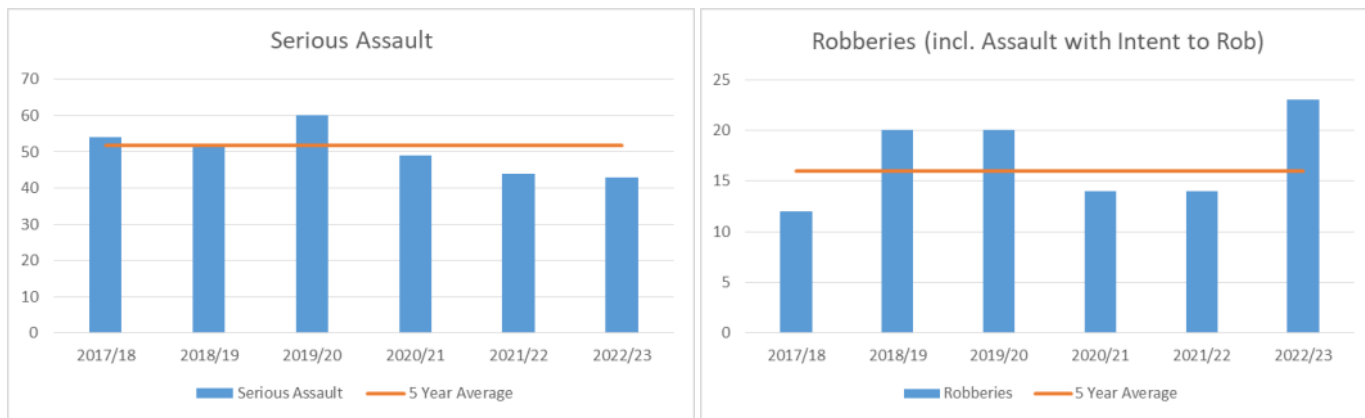
CONTEXT

In February 2022 the Home Secretary announced a decrease in the UK's Terrorist Threat Level from 'Severe' to 'Substantial'. This means it is deemed an attack is likely. At this time there is nothing to suggest that there is any specific threat to Scotland. However, the threat from Islamic, Northern Ireland and Right-wing terrorism remains a serious threat.

Renfrewshire and Inverclyde Division has an embedded CTLO (Counter Terrorist Liaison Officer) who provides expert guidance and support regarding emerging threats from national and international terrorism & Extremism. The CTLO has carried out a Counter Terrorism Awareness input with students at West College Scotland at the Greenock Campus who are currently enrolled in the Sociology and Criminal Justice Course.

ANTISOCIAL BEHAVIOUR, VIOLENCE & DISORDER - DATA OVERVIEW

1 April 2022 to 30 November 2022 - OBJECTIVE: Reduce the number of victims of violent crime



CONTEXT

95 Group 1 non-sexual crimes of violence have been recorded YTD – an increase of 5.3% on the preceding five year average (n=90.2). The number of murders have fallen on previous five year average figures, however attempted murders have increased by 20%. Meanwhile, the number of reported serious assaults have fallen by 17%. Robberies and crimes of assault with intent to rob have increased from a five year average of 16 crimes to 23 in the current year. Robbery crimes of this type have fluctuated during the reporting period and have begun to decline in number in the recent months.

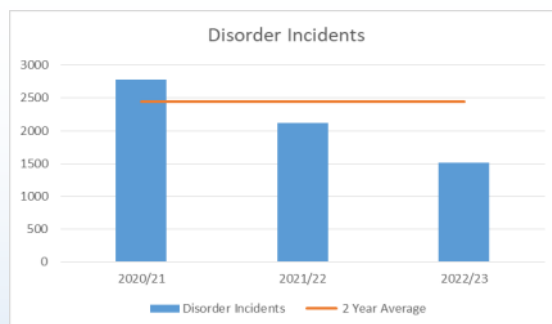
Meanwhile, common assaults have fallen by 0.7% on the five year average, to a total of 448 crimes. 78 of these crimes targeted emergency workers (most commonly police officers) - a reduction of 22.6% on the five year average.

55 wilful fireraising crimes have been recorded— an increase of 65.7% on the previous five year average (n=33.2). The current detection rate is 29.1%, compared to the five year average rate of 12%. Meanwhile, recorded vandalism crimes fell by 1.3% on the five year average, to a total of 367 crimes in the reporting period.

Disorder and Antisocial Behaviour

CONTEXT

1,509 complaints regarding disorder have been recorded year to date, a decrease of 32.5% on the previous four year average. While the multi-member ward of Inverclyde North continues to account for the highest volume of recorded disorder within the local authority area (with over 29% of reported disorder occurring in this ward), it has also experienced a decrease of 10.3% in reported disorder compared to the previous year.



Youth disorder in the Inverclyde area continues to reduce with the number of large scale gatherings decreasing however we are still receiving reports of youths causing disorder near to retailers who have longer opening hours.

Police continue to target areas where instances of disorder are taking place as part of the weekly disorder action plan which involves key partners including BTP, Inverclyde Council Community Wardens and Youth Workers. When persons are identified as being involved in disorder, appropriate action is taken against them.

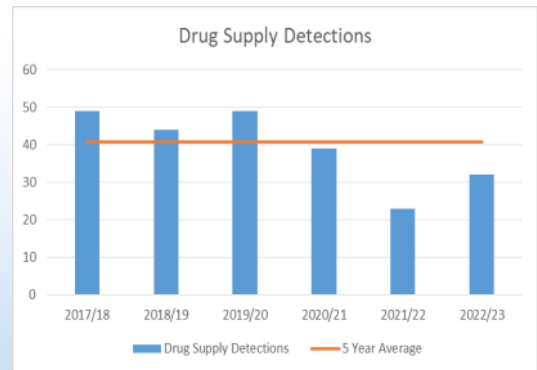
SERIOUS ORGANISED CRIME - DATA OVERVIEW

CONTEXT:

YTD, there have been 32 drug supply detections in Inverclyde, compared to a five year average of approximately 40.8 detections, a decrease of 21.6%.

Proactivity continues to target the Serious and Organised Crime Groups currently operating in Inverclyde, one of which predominantly impacts on Inverclyde. The organised criminality of the Inverclyde-based group predominantly involves drug supply activities. Enforcement activity is intelligence led to ensure the right people are being targeted in the right places.

We continue gathering further intelligence to target individuals involved in the sale and supply of controlled drugs. This has resulted in numerous search warrants being executed, a surveillance operation, multiple individuals charged with being concerned in the supply of drugs and a high value of drugs and monies seized.

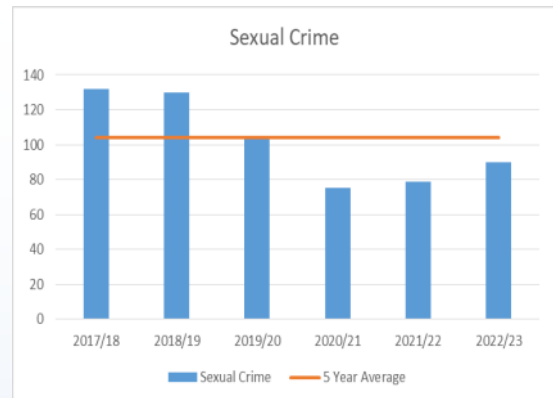


PROTECTING PEOPLE AT RISK FROM HARM - DATA OVERVIEW

CONTEXT

Sexual Crime

Reported sexual crimes have fallen by 13.6% on the preceding five year average, to a total of 90 crimes. The detection rate for sexual crimes is 48.9%, an increase of 2.6 percentage points on the five year average rate. The crime of Rape of a Female (16+) has fallen significantly by 55.2% on the same period PYTD, along with Sexual Assault of a Male (<13) which has fallen by 100%. These decreases have contributed to the overall drop in sexual crimes.



Missing People


Between April and October 2022, 121 missing person reports have been recorded in Inverclyde, as compared to 40 in the same period in the previous year. Almost a third of the total number missing person incidents related to the top five most frequent repeat missing people within Inverclyde., most of whom were aged 16 years and younger. Overall, over 57% of missing people in Inverclyde were aged 19 or under—with missing persons incidents involving younger people increasing by nearly six times on the previous year. Almost 77% of missing persons were traced within 24 hours, with 95% being traced within four days.

Domestic Abuse

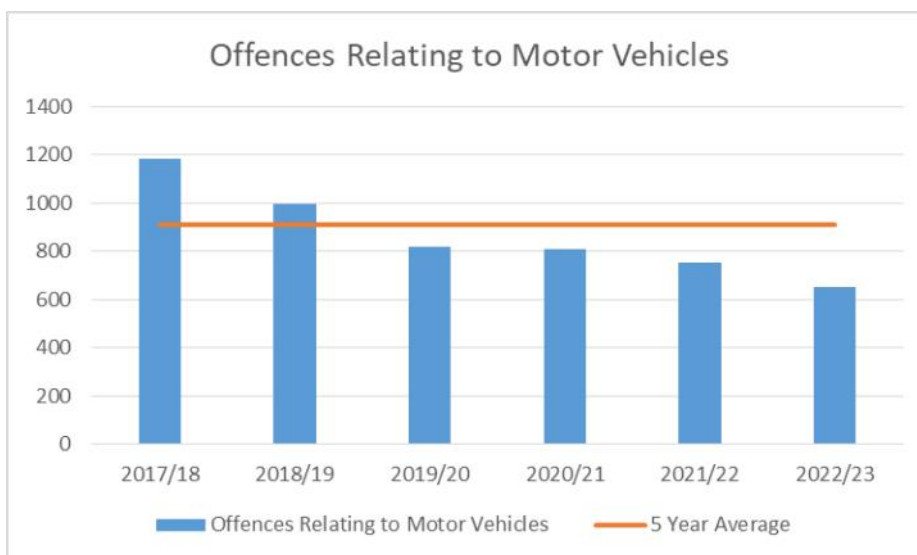
512 domestic abuse incidents have been recorded, a reduction of 0.9% when compared to the previous five year average. 43.9% of these incidents resulted in at least one domestic crime being recorded. The detection rate for domestic crime was 85.7%, an increase from the average five year rate of 64.4%.

ROAD SAFETY & ROAD CRIME - DATA OVERVIEW

PRIORITY: REDUCE THE NUMBER OF PERSONS KILLED OR INJURED ON OUR ROADS

Road Traffic Casualties		2021/22	2022/23
	Number of persons killed on our roads	1	1
	Number of persons seriously injured	10	11
	Number of persons slightly injured	10	17
	Number of children seriously injured	3	2

Road Traffic Data from 01/04/2022 to 31/10/2022



CONTEXT

One fatality occurred on Inverclyde’s roads in the reporting period of April—October 2022. Meanwhile, eleven people were seriously injured (an increase of one on the previous year) and seventeen people incurred slight injuries (seven more than the previous year). It is highly likely that a continued shift back towards pre-pandemic traffic levels is a contributory factor to this rise. No children have been killed, however two have been seriously injured on Inverclyde’s roads in the current reporting year.

Offences relating to motor vehicles have fallen by 28.4% on the previous five year average, to a total of 653. The detection rate for offences relating to motor vehicles is 85.3%, a slight decrease on the previous five year average (88.6%).

Drink and drug driving offences have increased by almost 38% compared to the five year average, which is as a result of local officers and Road Policing officers carrying out proactive checks on motorists while on high visibility patrols. Speed checks continue to be carried out at various locations with relevant action being taken.

Inverclyde Police carried out Operation Close Pass which involved local Community Officers and colleagues in Road Policing targeting drivers who failed to provide enough safe distance to cyclists using the areas roadways.

PUBLIC CONFIDENCE: COMPLAINTS & USER SATISFACTION

COMPLAINTS ABOUT THE POLICE

From 01/04/2022 - 31/10/2022

	TOTAL COMPLAINT CASES RECEIVED			TOTAL NUMBER OF ALLEGATIONS RECEIVED		
	YTD	LYTD	% Change	YTD	LYTD	% Change
Inverclyde Council	38	34	11.8%	60	64	-6.3%

Table: Allegations within the Inverclyde Council area, by Category, Type and Period (Apr – Oct)

Allegation Category and Type	PYTD	YTD	% change from PYTD
On Duty - TOTAL	50	35	-30.0%
Assault	9	5	-44.4%
Discriminatory Behaviour	0	1	x
Excessive Force	9	6	-33.3%
Incivility	10	9	-10.0%
Irregularity in Procedure	16	11	-31.3%
Neglect of Duty	1	0	-100.0%
Oppressive Conduct/Harassment	2	0	-100.0%
Other - Criminal	1	3	200.0%
Other - Non Criminal	1	0	-100.0%
Unlawful/Unnecessary Arrest or Detention	1	0	-100.0%
Quality Of Service - TOTAL	14	25	78.6%
Policy/Procedure	3	4	33.3%
Service Delivery	3	7	133.3%
Service Outcome	8	14	75.0%
Grand Total	64	60	-6.3%

CONTEXT

A total of 38 complaints were made in the period April to October 2022, equating to 34 per 10,000 police incidents. Meanwhile, 60 allegations were made in the reporting period, of which 35 related to On Duty Allegations and 25 related to Quality of Service.